




# The Sun Wrap

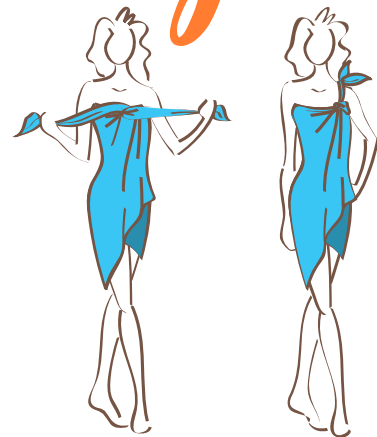
## Wrap Around Halter

Fold the scarf in half length wise, place behind neck, and wrap each end around the front to opposite sides. Pull the ends under your arms and tie opposite corners together as shown.



## Boardwalk

Hold the scarf horizontally behind you, just below shoulder height. Wrap the top corners forward, underneath your arms. Twist the corners once, then wrap the corners up above the shoulder and tie at top, as shown.





Wrap Around Halter

Boardwalk

## Long Vest

Hold the scarf horizontally behind you, just below shoulder height. Bring the top corners forward, underneath your arms and then back over your shoulders and behind your neck. Tie corners behind neck and allow scarf to drape loosely.



Long Vest

Cascading Skirt

## Cascading Skirt

Hold Sun Wrap horizontally behind you around your waist with two corners in each hand. Tie the two corners together in front of you and once more to secure. There should be extra material cascading from where you tied the knot. Position the tie in the front or off to the side.



Beach Dress

Tahitian Dress

Halter Top

Long Vest

Cascading Skirt

Wrap Around Halter

Beach Wrap


Boardwalk

Scarf

Beach Skirt

*A style for every occasion!*



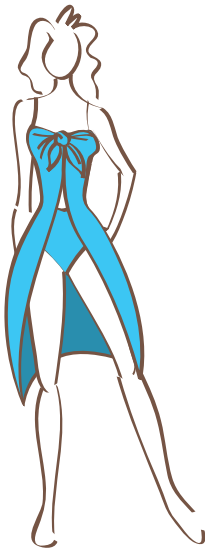


### Beach Dress

Hold the scarf horizontally behind you, just below shoulder height. Wrap the top corners forward, underneath your arms. Using a generous amount of fabric, tie the top corners slightly off to one side.

### Halter Top

Fold the scarf in half length wise and hold the scarf horizontally behind you, just below shoulder height. Wrap the top corners forward, underneath your arms. Twist fabric once in front of you, then bring corners up and over your shoulders, wrapping behind your neck. Tie corners behind neck as shown.



### Beach Wrap

Hold scarf horizontally behind you, just below shoulder height. Wrap the top corners forward, underneath your arms. Tie a simple knot, just above the bust and allow bottom of wrap to drape back as shown.



### Tahitian Dress

Hold the scarf horizontally behind you, just below shoulder height. Wrap the top corners forward, underneath your arms. Cross the corners, one over the other, and then wrap them up and behind your neck. Tie in back.

### Beach Skirt

Fold wrap in half diagonally. Hold opposing corners and wrap fabric behind waist, with fold at top. Bring corners around to front and tie a knot off to one side over hip.



### Wrapped Scarf

Loop the scarf around your neck twice, leaving one end in front shorter than the other. Grab one corner of the longer end and tuck it into the loops on the opposite shoulder. Adjust as needed.

